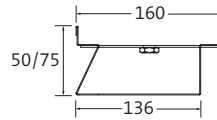


BIRCOtop | Series F 160

Optimum building façade drainage in fixed construction height

Channel elements | without visible edge | perforated on one side

- + Galvanised
- + Also available in stainless steel (V2A)
- + Bolt connection bar



Description	Length	Width	Construction height	Weight	Load class	Article no.
Construction height 1, galvanised	500 mm	160 mm	50 mm	1.3 kg	walkable	074321
Construction height 1, galvanised	1000 mm	160 mm	50 mm	2.5 kg	walkable	074322
Construction height 1, galvanised	3000 mm	160 mm	50 mm	7.4 kg	walkable	074324
Construction height 2, galvanised	500 mm	160 mm	75 mm	1.4 kg	walkable	074331
Construction height 2, galvanised	1000 mm	160 mm	75 mm	2.8 kg	walkable	074332
Construction height 2, galvanised	3000 mm	160 mm	75 mm	8.5 kg	walkable	074334

End caps

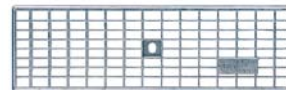
- + Also available in stainless steel (V2A)



Description	Width	for construction height	Weight	Load class	Article no.
End cap, galvanised, construction height 1	100 mm	50 mm	0.1 kg	walkable	074341
End cap, galvanised, construction height 2	100 mm	75 mm	0.1 kg	walkable	074342

Mesh gratings

- + Galvanised
- + Also available in stainless steel (V2A)
- + 2 point per metre M12/A2 bolt connection



Description	Length	Width	Height	Weight	Inlet opening	Inlet cross section	Load class	Article no.
galvanised	500 mm	153 mm	20 mm	2.0 kg	MW 30/10 mm	1051 cm ² /m	walkable	074361
galvanised	1000 mm	153 mm	20 mm	4.0 kg	MW 30/10 mm	1051 cm ² /m	walkable	074351
galvanised	500 mm	153 mm	20 mm	2.1 kg	MW 30/15 mm	1035 cm ² /m	walkable	074362
galvanised	1000 mm	153 mm	20 mm	4.4 kg	MW 30/15 mm	1035 cm ² /m	walkable	074352

MW = mesh width

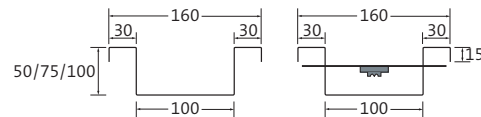


BIRCOtop | Series F 160

Optimum building façade drainage in fixed construction height


Channel elements | with visible edge | perforated on two sides

- + Galvanised
- + With and without bolt connection bar



Description	Length	Width	Construction height	Weight	Load class	Article no.
Construction height 1, with bolt connection	500 mm	160 mm	50 mm	0.9 kg	walkable	074211
Construction height 1, with bolt connection	1000 mm	160 mm	50 mm	1.9 kg	walkable	074212
Construction height 1, with bolt connection	3000 mm	160 mm	50 mm	5.5 kg	walkable	074214
Construction height 2, with bolt connection	500 mm	160 mm	75 mm	1.3 kg	walkable	074251
Construction height 2, with bolt connection	1000 mm	160 mm	75 mm	2.7 kg	walkable	074252
Construction height 2, with bolt connection	3000 mm	160 mm	75 mm	8.0 kg	walkable	074254
Construction height 3, with bolt connection	500 mm	160 mm	100 mm	1.5 kg	walkable	074281
Construction height 3, with bolt connection	1000 mm	160 mm	100 mm	3.0 kg	walkable	074282
Construction height 3, with bolt connection	3000 mm	160 mm	100 mm	9.1 kg	walkable	074284
Construction height 1, without bolt connection	500 mm	160 mm	50 mm	0.9 kg	walkable	074201
Construction height 1, without bolt connection	1000 mm	160 mm	50 mm	1.7 kg	walkable	074202
Construction height 1, without bolt connection	3000 mm	160 mm	50 mm	5.2 kg	walkable	074204
Construction height 2, without bolt connection	500 mm	160 mm	75 mm	1.3 kg	walkable	074261
Construction height 2, without bolt connection	1000 mm	160 mm	75 mm	2.5 kg	walkable	074262
Construction height 2, without bolt connection	3000 mm	160 mm	75 mm	7.6 kg	walkable	074264
Construction height 3, without bolt connection	500 mm	160 mm	100 mm	1.5 kg	walkable	074291
Construction height 3, without bolt connection	1000 mm	160 mm	100 mm	2.9 kg	walkable	074292
Construction height 3, without bolt connection	3000 mm	160 mm	100 mm	8.8 kg	walkable	074294

End caps



Description	Width	for construction height	Weight	Load class	Article no.
Construction height 1, galvanised	160 mm	50 mm	0.1 kg	walkable	074241
Construction height 2, galvanised	160 mm	75 mm	0.1 kg	walkable	074242
Construction height 3, galvanised	160 mm	100 mm	0.2 kg	walkable	074243

Slotted gratings | clamped grating

+ Galvanised



Description	Length	Width	Height	Weight	Inlet opening	Inlet cross section	Load class	Article no.
galvanised	500 mm	158 mm	20 mm	1.3 kg	SW 80/12 mm	334 cm ² /m	walkable	110666
galvanised	1000 mm	158 mm	20 mm	2.6 kg	SW 80/12 mm	334 cm ² /m	walkable	110656

Ductile iron cast slotted grating

+ Black immersion-lacquered
 + With 2 point per metre M12/A2 bolt connection with attachment handle



Description	Length	Width	Weight	Inlet opening	Inlet cross section	Load class	Article no.
black	500 mm	158 mm	3.3 kg	SW 85/10 mm	312 cm ² /m	walkable	110670

Mesh gratings | clamped grating

+ Galvanised



Description	Length	Width	Weight	Inlet opening	Inlet cross section	Load class	Article no.
galvanised	500 mm	158 mm	1.7 kg	MW 30/16 mm	800 cm ² /m	walkable	110662
galvanised	1000 mm	158 mm	3.3 kg	MW 30/16 mm	800 cm ² /m	walkable	110652
galvanised	500 mm	158 mm	1.7 kg	MW 30/10 mm	720 cm ² /m	walkable	110663
galvanised	1000 mm	158 mm	3.4 kg	MW 30/10 mm	720 cm ² /m	walkable	110653

SW = slot width, MW = mesh width

