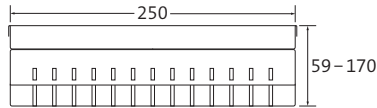


# BIRCOtop accessories 25x25

## Attachments and covers in terrace construction

### Attachment elements | 25/25

- + Galvanised
- + Also available in stainless steel (V2A)
- + Construction height adjustable on-site
- + Perforated all around
- + Without grating



Description	Length	Width	Construction height min - max	Weight	Load class	Article no.
Construction height 1, galvanised	250 mm	250 mm	59 - 83 mm	1.6 kg	walkable	064331
Construction height 2, galvanised	250 mm	250 mm	82 - 117 mm	1.9 kg	walkable	064332
Construction height 3, galvanised	250 mm	250 mm	115 - 170 mm	2.6 kg	walkable	064333

### Perforated grating | circular hole | for attachment element 25/25


- + Galvanised
- + Also available in stainless steel (V2A)
- + With 1-point M10/A2 bolt connection



Description	Length	Width	Height	Weight	Inlet opening	Inlet cross section	Load class	Article no.
galvanised	242 mm	242 mm	20 mm	1.3 kg	ø 8 mm	109 cm <sup>2</sup> /pce	walkable	064420

### Perforated grating | square hole | for attachment element 25/25

- + Galvanised
- + Also available in stainless steel (V2A)
- + With 1-point M10/A2 bolt connection



Description	Length	Width	Height	Weight	Inlet opening	Inlet cross section	Load class	Article no.
galvanised	242 mm	242 mm	20 mm	1.2 kg	8/8 mm	139 cm <sup>2</sup> /pce	walkable	064422

**Perforated grating** | rhombic hole | for attachment element 25/25

- + Galvanised
- + Also available in stainless steel (V2A)
- + With 1-point M10/A2 bolt connection



Description	Length	Width	Weight	Inlet opening	Inlet cross section	Load class	Article no.
galvanised	242 mm	242 mm	1.2 kg	8/8 mm	137 cm <sup>2</sup> /pce	walkable	064424

**Slotted grating** | for attachment element 25/25


- + Galvanised
- + Also available in stainless steel (V2A)
- + With 1-point M10/A2 bolt connection



Description	Length	Width	Weight	Inlet opening	Inlet cross section	Load class	Article no.
galvanised	242 mm	242 mm	1.3 kg	SW 68/8 mm	106 cm <sup>2</sup> /pce	walkable	064407

**Mesh grating** | for attachment element 25/25

- + Galvanised
- + Also available in stainless steel (V2A)
- + With 1-point M10/A2 bolt connection



Description	Length	Width	Height	Weight	Inlet opening	Inlet cross section	Load class	Article no.
galvanised	242 mm	242 mm	20 mm	1.6 kg	MW 30/10 mm	437 cm <sup>2</sup> /pce	walkable	064426

SW = slot width, MW = mesh width

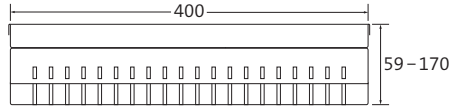


# BIRCOtop accessories 40x40

## Attachments and covers in terrace construction

### Attachment elements | 40/40

- + Galvanised
- + Also available in stainless steel (V2A)
- + Construction height adjustable on-site
- + Perforated all around
- + Without grating



Description	Length	Width	Construction height min – max	Weight	Load class	Article no.
Construction height 1, galvanised	400 mm	400 mm	59 – 83 mm	2.6 kg	walkable	064335
Construction height 2, galvanised	400 mm	400 mm	82 – 117 mm	3.2 kg	walkable	064336
Construction height 3, galvanised	400 mm	400 mm	115 – 170 mm	4.3 kg	walkable	064337

### Perforated grating | circular hole | for attachment element 40/40


- + Galvanised
- + Also available in stainless steel (V2A)
- + With 1-point M10/A2 bolt connection



Description	Length	Width	Height	Weight	Inlet opening	Inlet cross section	Load class	Article no.
galvanised	392 mm	392 mm	20 mm	2.7 kg	ø 8 mm	310 cm <sup>2</sup> /pce	walkable	064421

### Perforated grating | square hole | for attachment element 40/40

- + Galvanised
- + Also available in stainless steel (V2A)
- + With 1-point M10/A2 bolt connection



Description	Length	Width	Height	Weight	Inlet opening	Inlet cross section	Load class	Article no.
galvanised	392 mm	392 mm	20 mm	2.6 kg	8/8 mm	395 cm <sup>2</sup> /pce	walkable	064423

**Perforated grating** | rhombic hole | for attachment element 40/40

- + Galvanised
- + Also available in stainless steel (V2A)
- + With 1-point M10/A2 bolt connection



Description	Length	Width	Height	Weight	Inlet opening	Inlet cross section	Load class	Article no.
galvanised	392 mm	392 mm	20 mm	2.6 kg	8/8 mm	394 cm <sup>2</sup> /pce	walkable	064425

**Slotted grating** | for attachment element 40/40


- + Galvanised
- + Also available in stainless steel (V2A)
- + With 1-point M10/A2 bolt connection



Description	Length	Width	Height	Weight	Inlet opening	Inlet cross section	Load class	Article no.
galvanised	392 mm	392 mm	20 mm	2.9 kg	SW 98/8 mm	247 cm <sup>2</sup> /pce	walkable	064408

**Mesh grating** | for attachment element 40/40

- + Galvanised
- + Also available in stainless steel (V2A)
- + With 1-point M10/A2 bolt connection



Description	Length	Width	Height	Weight	Inlet opening	Inlet cross section	Load class	Article no.
galvanised	392 mm	392 mm	20 mm	3.9 kg	MW 30/10 mm	1180 cm <sup>2</sup> /pce	walkable	064427

**Branch canal**

- + Galvanised
- + Also available in stainless steel (V2A)
- + Perforated on 2 sides



Description	Length	Width	Height	Weight	Load class	Article no.
galvanised	2000 mm	100 mm	30 mm	4.3 kg	walkable	071080

Also available with one sided perforation.

SW = slot width, MW = mesh width