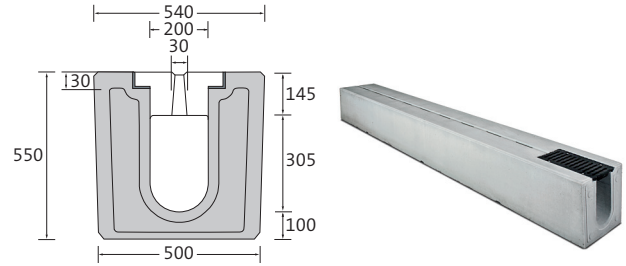


BIRCOsolid slot channel

The reinforced concrete channel for use with mildly aggressive agents

Slot channel element | without internal inbuilt fall | cast slotted grating class F 900

- + Monolithic concrete body
- + Interrupted slot, slot width 30/50 mm
- + With cast honeycomb grating (500/287/30, MW 20/75 mm)
- + With hot-dipped galvanised solid steel angle for combi-closure system
- + Visible sealing joint
- + Special lengths available upon request
- + Laying spade available upon request



Description	Length	Width at angle/ground	Construction height	Weight	Inlet cross section	Load class DIN EN 1433	Article No.
Profile 200/300	4000 mm	540/500 mm	550 mm	2365.0 kg	239 cm ² /m	A 15 – F 900	015503

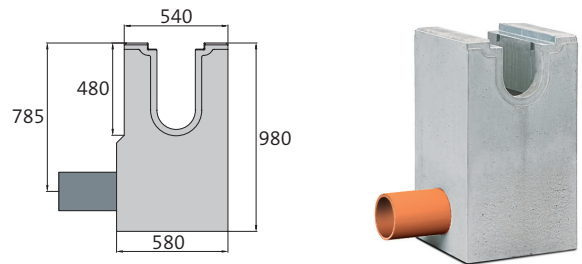
End cap



Description	Width	Für Construction height	Weight	Article No.
End cap, galvanised	500 mm	550 mm	5.7 kg	015540

In-line outfall unit for slot channel | with pipe support | 1-piece

- + 1- or 2-sided channel connection
- + Galvanised silt bucket
- + Integrated pipe support for DN 200 connection
- + Without odour trap
- + With hot-dipped galvanised solid steel angle for combi-closure system
- + Visible sealing joint



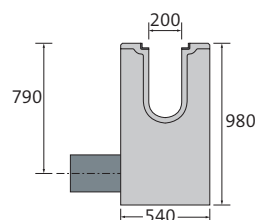
Description	Length	Width at angle/ground	Construction height	Weight	Load class DIN EN 1433	Article No.
In-line outfall unit	500 mm	540/580 mm	980 mm	430.0 kg	A 15 – F 900	015536

Exception up to D 400: Not for use across the carriage-way of highways or motorways.



In-line outfall unit for slot channel | with PEHD pipe support

- + 1- or 2-sided channel connection
- + Galvanised silt bucket
- + PEHD pipe support DA 225 x 12.8 SDR 17, length 300 mm (PEHD pipe support DA 160 and DA 315 on request)
- + Lateral drainage connection
- + With hot-dipped galvanised solid steel angle for combi-closure system
- + Visible sealing joint
- + On request also as shut-off outfall unit



Description	Length	Width	Construction height	Weight	Load class DIN EN 1433	Article No.
In-line outfall unit	500 mm	540 mm	980 mm	435.0 kg	A 15 – F 900	015537

Honeycomb gratings | cast

- + Black immersion-lacquered
- + 8 point per metre M12/A2 bolt connection



Description	Length	Width	Height	Weight	Inlet opening	Inlet cross section	Load class DIN EN 1433	Article No.
black	500 mm	287 mm	35 mm	14.5 kg	MW 20/75 mm	1640 cm ² /m	A 15 – F 900	150280

SW = slot width

Exception up to D 400: Not for use across the carriage- way of highways or motorways.

